PART NO.	A50021-051	REV	ECO	DATE	APP
		A	101818	08-11-15	TLM

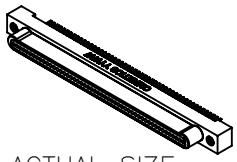

ACTUAL SIZE

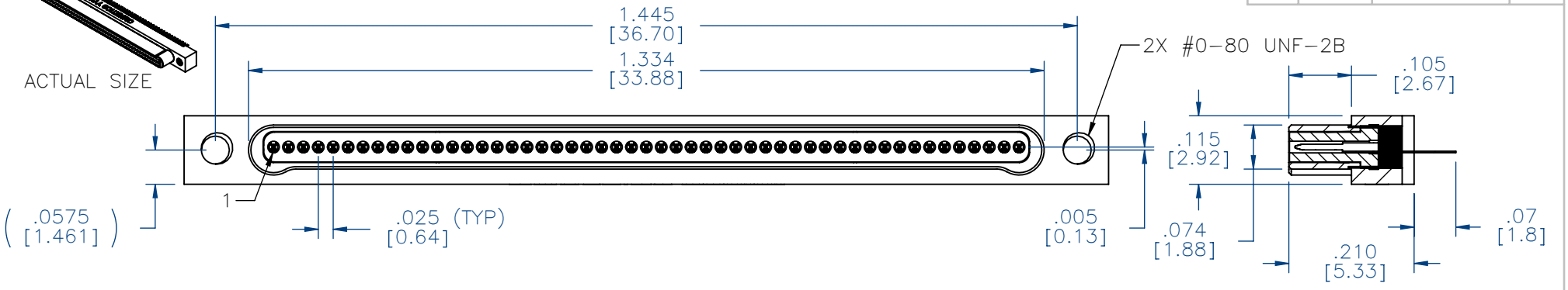

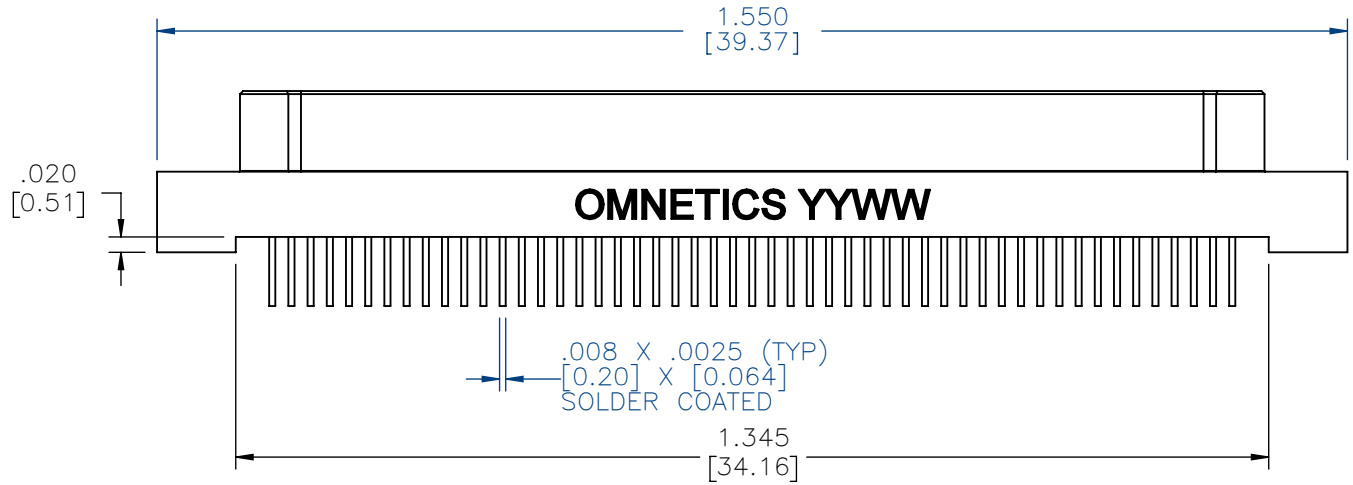

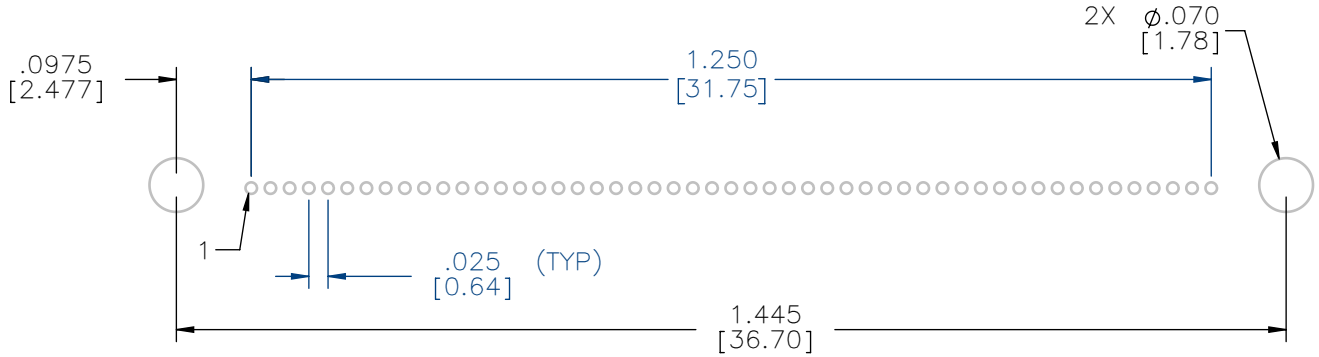

SUGGESTED HOLE PATTERN

MATERIALS & SPECIFICATIONS

HOUSING: ALUMINUM 6061-T6, NICKEL PLATE PER SAE-AMS-2404

INSULATOR: LIQUID CRYSTAL POLYMER (LCP) PER ASTM 5138

CONTACT: BERYLLIUM COPPER PER ASTM B194, C17200. GOLD PLATED PER ASTM B488, (HARD GOLD) TYPE II CODE C, CLASS 1.27

TERMINATION: SOLDER COATED WITH SN63A PER J-STD-006 OR SOLDER PLATE PER AMS-P-81728

CURRENT RATING: 1 AMP MAX PER MIL-DTL-32139

CONTACT RESISTANCE: 71 MILLIOHM MAX

PERFORMANCE: PRODUCT FAMILY TESTED TO AND PASSED THE PERFORMANCE SPECIFICATIONS OF TABLE VIII OF MIL-DTL-32139

NOTE:

DIMENSIONS IN [ ] ARE IN MILLIMETERS UNLESS OTHERWISE NOTED AND ARE FOR REFERENCE ONLY

MBPS / SLDW

THIRD ANGLE

-TOLERANCES-
UNLESS OTHERWISE NOTED
DIMENSIONS IN INCHES
2 PL DEC ± .01
3 PL DEC ± .005
4 PL DEC ± .0005
ANGLES ± 1°

THIS DRAWING CONTAINS CONFIDENTIAL AND PROPRIETARY INFORMATION WHICH IS THE PROPERTY OF OMNETICS CONNECTOR CORP. THIS DOCUMENT MAY NOT, IN WHOLE OR IN PART, BE DUPLICATED, OR DISCLOSED FOR ANY PURPOSE, WITHOUT WRITTEN PERMISSION FROM OMNETICS CONNECTOR CORP.

DFTM. TLM	DATE 07-27-15	TITLE: (51) PIN MALE Bi-Lobe® CONNECTOR -
CHK'D.	DATE	
APP'D.	DATE	

OMNETICS CONNECTOR CORPORATION
7260 COMMERCE CIRCLE EAST
MINNEAPOLIS, MN 55432
WWW.OMNETICS.COM

CAGE CODE 61873
DWG NO. A50021-051
SHEET 1 OF 1
SCALE: 4:1
REV A