

MATERIALS & SPECIFICATIONS

HOUSING:
ALUMINUM 6061, NICKEL PLATED (500 MICROINCHES MINIMUM) PER SAE-AMS-2404.

INSULATOR:
LIQUID CRYSTAL POLYMER (LCP) PER ASTM D5138

CONTACT:
COPPER ALLOY PER MIL-DTL-32139, GOLD PLATED PER ASTM B488, (HARD GOLD) TYPE II CODE C CLASS 1.27

WIRE:
NEMA HP3 TYPE ET, COLOR CODED IAW MIL-STD-681, SYSTEM 1, USING TEN SOLID REPEATING COLORS

HARDWARE:
303 STAINLESS STEEL PER ASTM A582

CURRENT RATING:
1 AMP MAX PER MIL-DTL-32139

CONTACT RESISTANCE:
71 MILLIOHM MAX (71mV DROP MAX) @ 1.0 AMPS PER MIL-DTL-32139

PERFORMANCE:
PRODUCT FAMILY TESTED TO AND PASSED THE PERFORMANCE SPECIFICATIONS OF TABLE VIII OF MIL-DTL-32139.

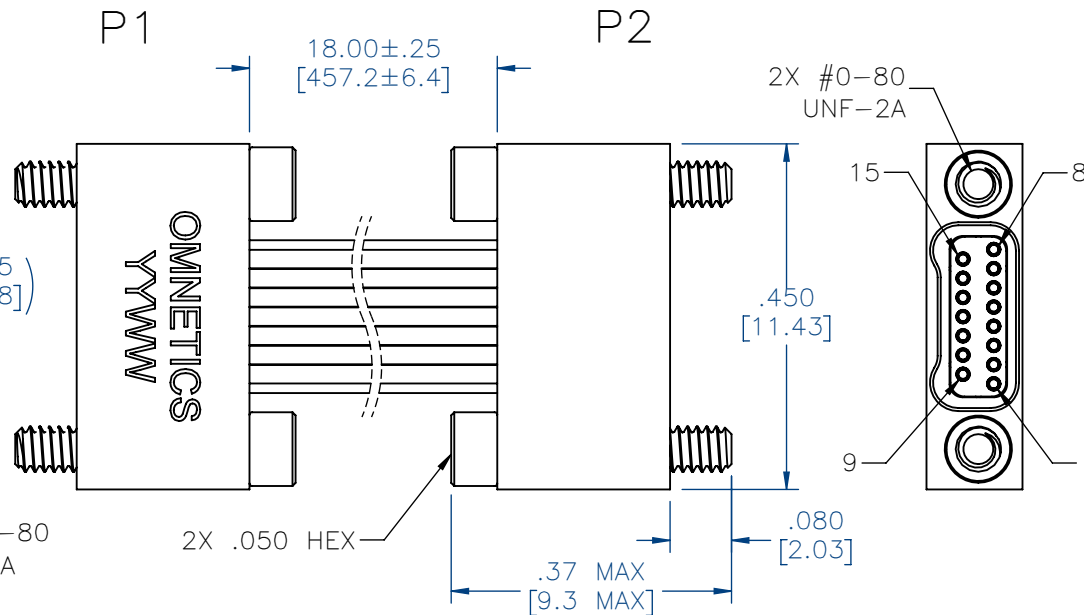
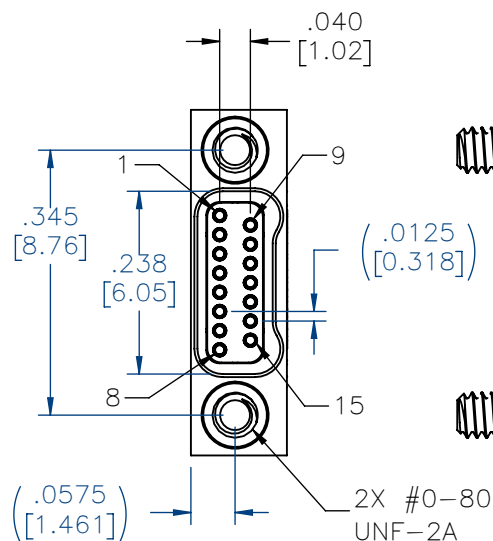
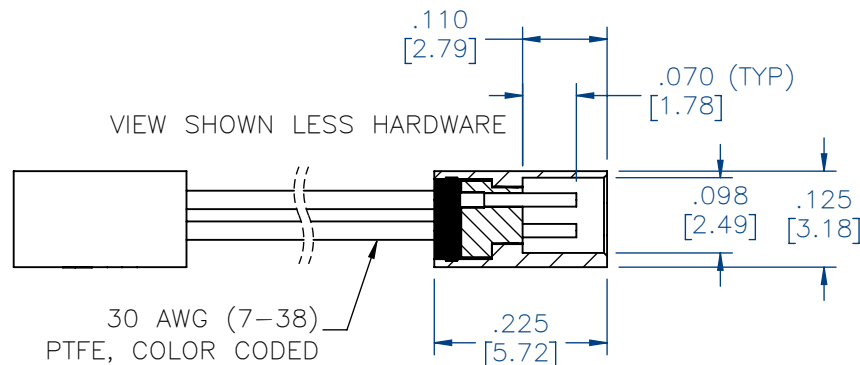
NOTES:
DIMENSIONS APPLY TO BOTH CONNECTORS
WIRE CONNECTOR 1 TO 1, 2 TO 2, 3 TO 3, ETC.
WIRES SHOWN NOT CROSSED FOR CLARITY

DIMENSIONS IN [] ARE IN MILLIMETERS UNLESS OTHERWISE NOTED AND ARE FOR REFERENCE ONLY

SOCKET #	COLOR
1, 11	BLACK
2, 12	BROWN
3, 13	RED
4, 14	ORANGE
5, 15	YELLOW
6	GREEN
7	BLUE
8	VIOLET
9	GRAY
10	WHITE

INTERNAL USE ONLY
USE MFG LOADING PROCEDURE A29000-115 (BOTH CONNECTORS)

PART NO.	A42634-115	REV	ECO	DATE	APP
		A	104968	10-26-18	HV



JUM	THIRD ANGLE
	—TOLERANCES— UNLESS OTHERWISE NOTED DIMENSIONS IN INCHES
SLD	2 PL DEC±.01
	3 PL DEC±.005
	4 PL DEC±.0005
	ANGLES ± 1°

THIS DRAWING CONTAINS CONFIDENTIAL AND PROPRIETARY INFORMATION WHICH IS THE PROPERTY OF OMNETICS CONNECTOR CORP. THIS DOCUMENT MAY NOT, IN WHOLE OR IN PART, BE DUPLICATED, OR DISCLOSED FOR ANY PURPOSE, WITHOUT WRITTEN PERMISSION FROM OMNETICS CONNECTOR CORP.

DFTM. EDG DATE 10-16-18 TITLE: (15) LINE FEMALE Bi-Lobe® JUMPER

CHK'D. DATE

APP'D. DATE

OMNETICS
CONNECTOR CORPORATION
7260 COMMERCE CIRCLE EAST
MINNEAPOLIS, MN 55432
WWW.OMNETICS.COM

REF: OMNETICS

CAGE CODE 61873
DWG NO. A42634-115
SHEET 1 OF 1 REV A
SCALE: 4:1