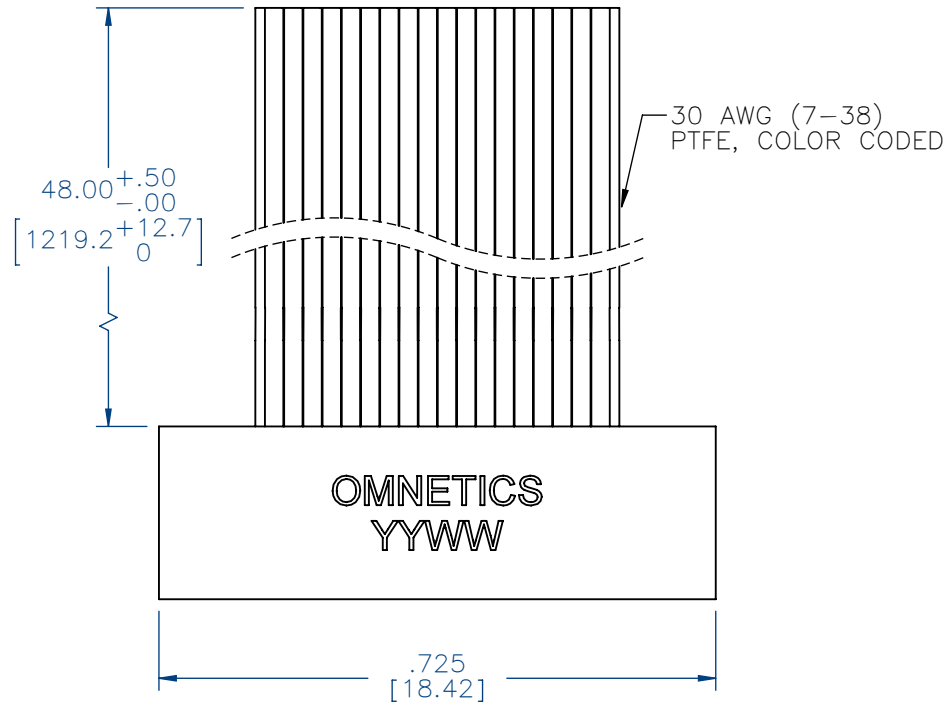


MATERIALS & SPECIFICATIONS

PART NO.	A29048-037	REV	ECO	DATE	APP
		A	99440	04-13-13	TLM

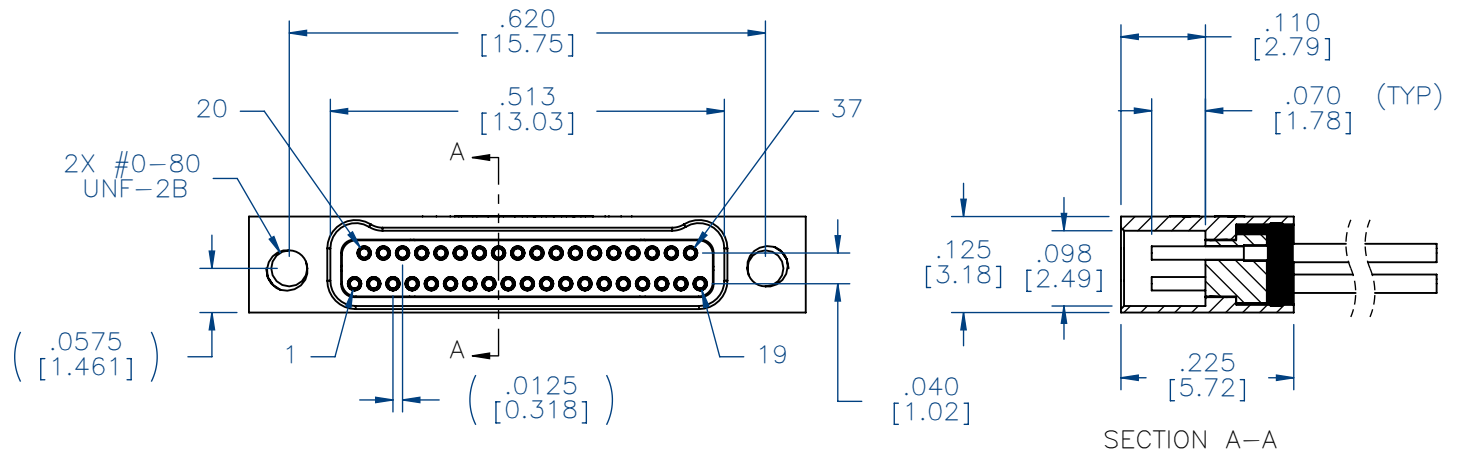
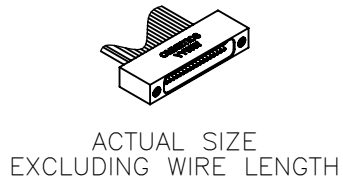
- HOUSING:**
ALUMINUM 6061-T6, NICKEL PLATE
PER SAE-AMS-2404.
- INSULATOR:**
LIQUID CRYSTAL POLYMER (LCP) PER
ASTM D5138
- CONTACT:**
COPPER ALLOY PER MIL-DTL-32139,
GOLD PLATED PER ASTM B488, (HARD
GOLD) TYPE II CODE C CLASS 1.27
- WIRE:**
NEMA HP3 TYPE ET, COLOR CODED
IAW MIL-STD-681, SYSTEM 1, USING
TEN SOLID REPEATING COLORS
- CURRENT RATING:**
1 AMP MAX PER MIL-DTL-32139
- CONTACT RESISTANCE:**
71 MILLIOHM MAX (71mV DROP MAX)
@ 1.0 AMPS PER MIL-DTL-32139
- PERFORMANCE:**
PRODUCT FAMILY TESTED TO AND
PASSED THE PERFORMANCE
SPECIFICATIONS OF TABLE VIII OF
MIL-DTL-32139.



SOCKET #	COLOR
1, 11, 21, 31	BLACK
2, 12, 22, 32	BROWN
3, 13, 23, 33	RED
4, 14, 24, 34	ORANGE
5, 15, 25, 35	YELLOW
6, 16, 26, 36	GREEN
7, 17, 27, 37	BLUE
8, 18, 28	VIOLET
9, 19, 29	GRAY
10, 20, 30	WHITE

INTERNAL USE ONLY

SHEET 2 OF 2 IS A
MFG LOADING DIAGRAM



NOTE:
DIMENSIONS IN [] ARE IN
MILLIMETERS UNLESS
OTHERWISE NOTED AND ARE
FOR REFERENCE ONLY

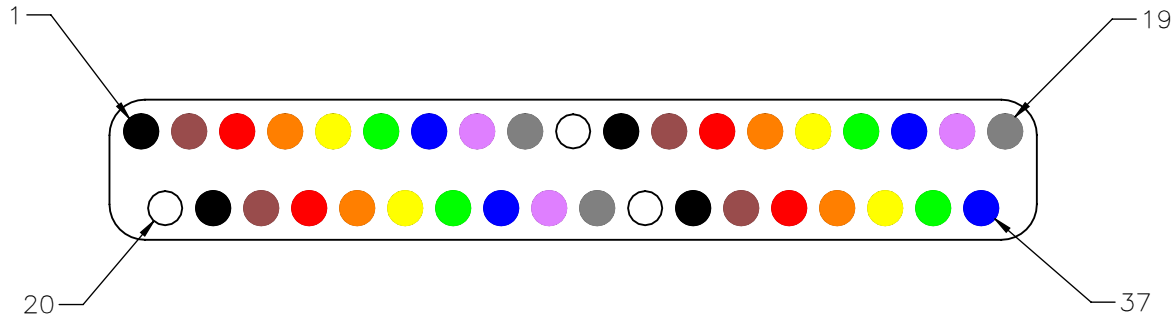
MGSW SLDW	THIRD ANGLE
	-TOLERANCES-
	UNLESS OTHERWISE NOTED
	DIMENSIONS IN INCHES
2	PL DEC ± .01
3	PL DEC ± .005
4	PL DEC ± .0005
ANGLES ± 1°	

THIS DRAWING CONTAINS CONFIDENTIAL AND PROPRIETARY INFORMATION WHICH IS THE PROPERTY OF OMNETICS CONNECTOR CORP. THIS DOCUMENT MAY NOT, IN WHOLE OR IN PART, BE DUPLICATED, OR DISCLOSED FOR ANY PURPOSE, WITHOUT WRITTEN PERMISSION FROM OMNETICS CONNECTOR CORP.	
DFTM. TLM	DATE 04-13-13
CHK'D.	DATE
APP'D.	DATE
TITLE: (37) SOCKET FEMALE Bi-Lobe® CONNECTOR	

OMNETICS
CONNECTOR CORPORATION
7260 COMMERCE CIRCLE EAST
MINNEAPOLIS, MN 55432
WWW.OMNETICS.COM

CAGE CODE 61873
DWG NO. A29048-037
SHEET 1 OF 2
SCALE: 4:1
REV A

PART NO.	A29048-037	REV	ECO	DATE	APP
		A	99440	04-13-13	TLM



SOCKET #	COLOR
1, 11, 21, 31	BLACK
2, 12, 22, 32	BROWN
3, 13, 23, 33	RED
4, 14, 24, 34	ORANGE
5, 15, 25, 35	YELLOW
6, 16, 26, 36	GREEN
7, 17, 27, 37	BLUE
8, 18, 28	VIOLET
9, 19, 29	GRAY
10, 20, 30	WHITE

MNSO SLDW	THIRD ANGLE
	-TOLERANCES- UNLESS OTHERWISE NOTED
	DIMENSIONS IN INCHES
	2 PL DEC ± .01 3 PL DEC ± .005 4 PL DEC ± .0005 ANGLES ± 1°

THIS DRAWING CONTAINS CONFIDENTIAL AND PROPRIETARY INFORMATION WHICH IS THE PROPERTY OF OMNETICS CONNECTOR CORP. THIS DOCUMENT MAY NOT, IN WHOLE OR IN PART, BE DUPLICATED, OR DISCLOSED FOR ANY PURPOSE, WITHOUT WRITTEN PERMISSION FROM OMNETICS CONNECTOR CORP.	
DFTM. TLM	DATE 04-13-13
CHK'D.	DATE
APP'D.	DATE

TITLE:
(37) SOCKET FEMALE
Bi-Lobe® CONNECTOR

OMNETICS
CONNECTOR CORPORATION
7260 COMMERCE CIRCLE EAST
MINNEAPOLIS, MN 55432
WWW.OMNETICS.COM

CAGE CODE 61873
DWG NO. A29048-037
SHEET 2 OF 2
SCALE: 10:1
REV A