SPECIAL INSTRUCTIONS: NO	PART NO.	A28200–025	REV	ECO	DATE	APP
			H	110465	1/25/24	BAS

MATERIALS & SPECIFICATIONS

HOUSING:
ALUMINUM 6061, NICKEL PLATED (500 MICROINCHES MINIMUM) PER SAE–AMS–2404.

INSULATOR:
LIQUID CRYSTAL POLYMER (LCP) PER ASTM D5138

CONTACT:
BERYLLIUM COPPER PER ASTM B194, C17200, GOLD PLATED PER ASTM B488, (HARD GOLD) TYPE II CODE C, CLASS 1.27

TERMINATION:
SOLDER COATED WITH SN63A PER J–STD–006 OR AMS–P–81728.

CURRENT RATING:
1 AMP MAX PER MIL–DTL–32139

CONTACT RESISTANCE:
71 MILLIOHM MAX (71mV DROP MAX) @ 1.0 AMPS PER MIL–DTL–32139

PERFORMANCE:
PRODUCT FAMILY TESTED TO AND PASSED THE PERFORMANCE SPECIFICATIONS OF TABLE VIII OF MIL–DTL–32139.

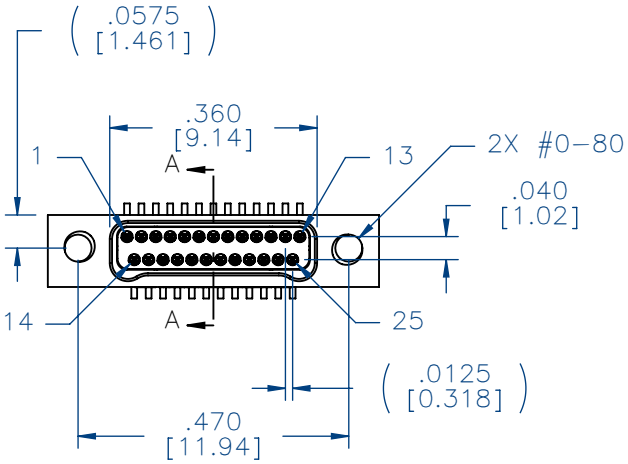

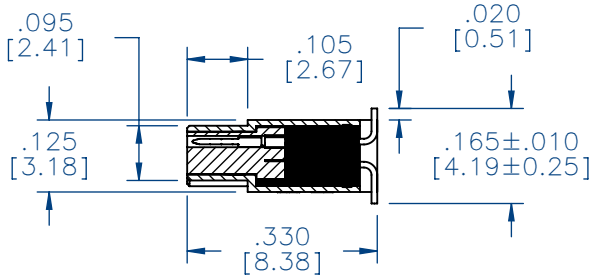

SECTION A–A

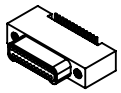

ACTUAL SIZE

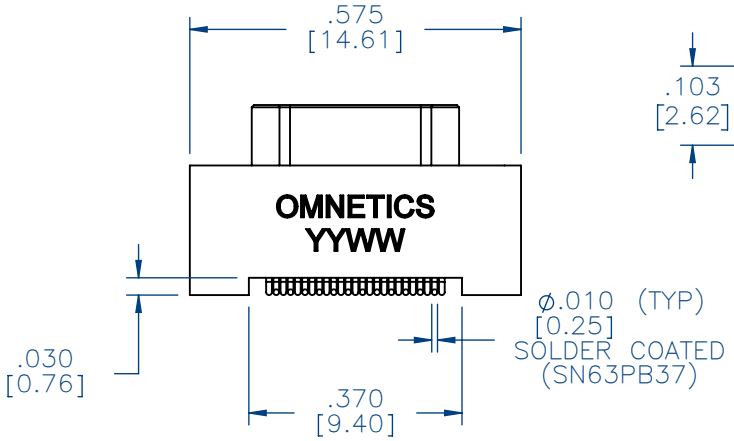

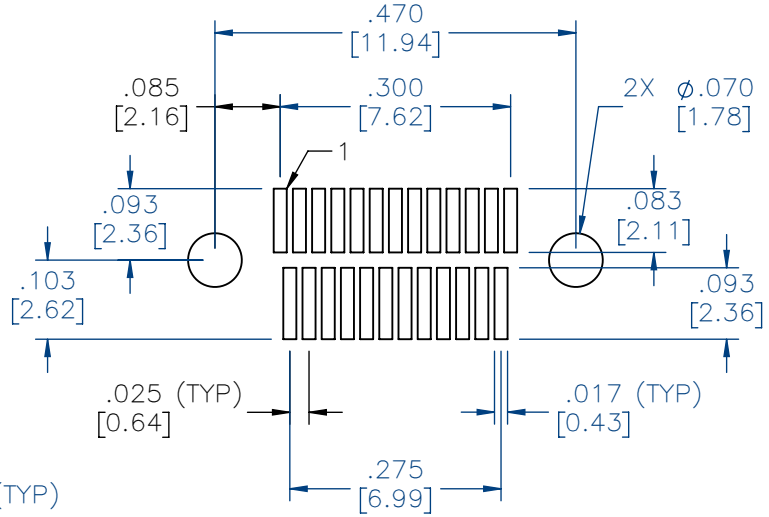

SUGGESTED PAD LAYOUT
SCALE: 4:1

NOTES:

1. DIMENSIONS IN [ ] ARE IN MILLIMETERS UNLESS OTHERWISE NOTED AND ARE FOR REFERENCE ONLY

MNPO	THIRD ANGLE	THIS DRAWING CONTAINS CONFIDENTIAL AND PROPRIETARY INFORMATION WHICH IS THE PROPERTY OF OMNETICS CONNECTOR CORP. THIS DOCUMENT MAY NOT, IN WHOLE OR IN PART, BE DUPLICATED, OR DISCLOSED FOR ANY PURPOSE, WITHOUT WRITTEN PERMISSION FROM OMNETICS CONNECTOR CORP.	
	–TOLERANCES– UNLESS OTHERWISE NOTED		
	DIMENSIONS IN INCHES	TITLE:	
SLDW	2 PL DEC ± .01 3 PL DEC ± .005 4 PL DEC ± .0005 ANGLES ± 1°	DFTM. AAS DATE 05–05–04	(25) PIN MALE Bi-Lobe® CONNECTOR -

OMNETICS
CONNECTOR CORPORATION
8840 EVERGREEN BLVD.
MINNEAPOLIS, MN 55433
WWW.OMNETICS.COM

DWG NO.	CAGE CODE 61873	
A28200–025		
SHEET 1 OF 1	SCALE: 3:1	REV H